











ENERG


енергия · ενέργεια





HITACHI


RAS-6WHVNPE / RWH-6.0VNFWE / DHWS200S-2.7H2E / Integrated controller













+ 

+ 

+ 

+ 

This label is edited by Hitachi's

The space heating function and the water heating function, including the declared load profile.

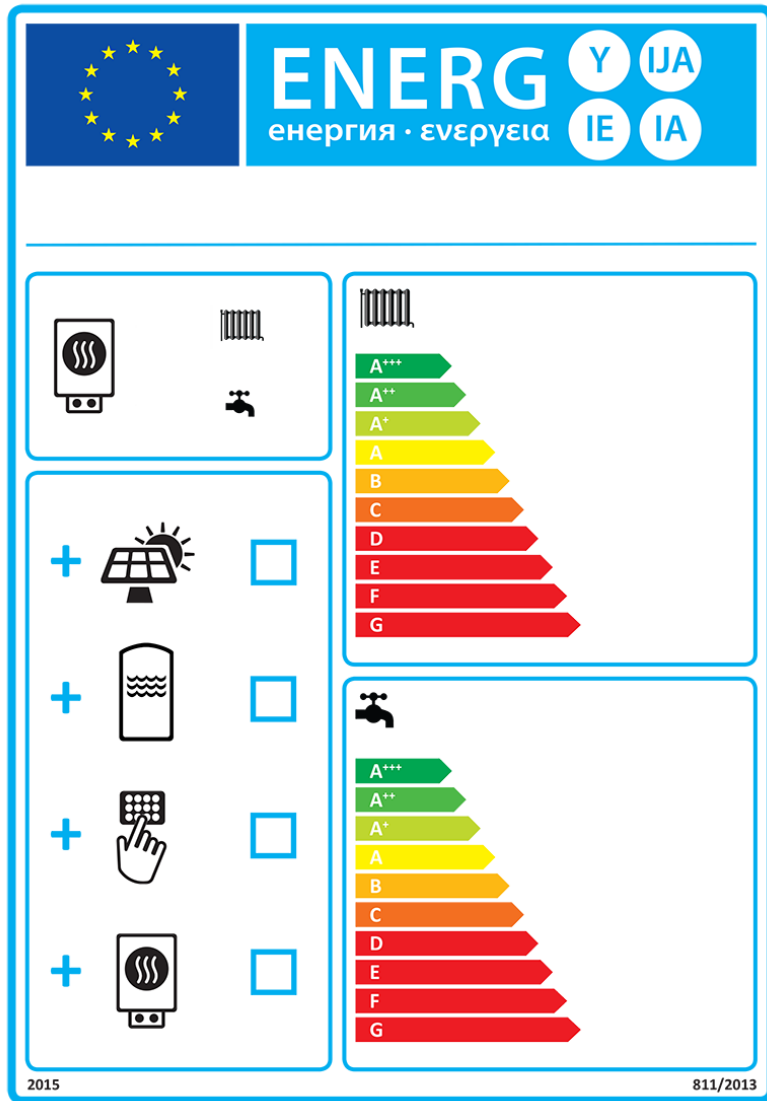
The system is composed of the combination of a Heat Pump and

Thermal solar panels

A storage tank

Temperature control systems

A supplementary space heating system boiler type



The seasonal space heating energy efficiency class of the package of combination heater, temperature control and solar device.

The water heating energy efficiency class of the package of combination heater, temperature control and solar device.

Space Heating measurement fiche

Seasonal space heating energy efficiency of heat pump

I 126 %

Temperature control

From fiche of temperature control

Class 1 = 1 %, Class 2 = 2 %,
 Class 3 = 1,5 %, Class 4 = 2 %,
 Class 5 = 3 %, Class 6 = 4 %,
 Class 7 = 3,5 %, Class 8 = 5 %,

II + 2 %

Supplementary boiler

From fiche of boiler

Seasonal space heating energy efficiency (%)

(- 'I') x 'II' = - 0 %

Solar contribution

From fiche of solar device

Colector size (m ²)	Tank volume (m ³)	Colector efficiency (%)	Tank rating A ⁺ = 0,95, A = 0,91, B = 0,86, C = 0,83, D-G = 0,81	
↓	↓	↓	↓	
(1,67 x + 0,65 x) x 0,45 x (/ 100) x =				+ 0 %
III	IV			

Seasonal space heating energy efficiency of package under average climate conditions.

III + 0 % = 128 %

Seasonal space heating energy efficiency class of package under average climate conditions.

<input type="checkbox"/>	<input type="checkbox"/>	<input type="checkbox"/>	<input type="checkbox"/>	<input type="checkbox"/>	<input type="checkbox"/>	<input type="checkbox"/>	<input type="checkbox"/>	<input checked="" type="checkbox"/>	<input type="checkbox"/>
G	F	E	D	C	B	A	A⁺	A⁺⁺	A⁺⁺⁺
< 30 %	≥ 30 %	≥ 34 %	≥ 36 %	≥ 75 %	≥ 82 %	≥ 90 %	≥ 98 %	≥ 125 %	≥ 150 %

Seasonal space heating energy efficiency under colder and warmer climate conditions


colder : 128 - 7 = 121 %

V

warmer : 128 + 47 = 175 %

VI

The energy efficiency of the package of products provided for in this fiche may not correspond to its actual energy efficiency once installed in a building, as the efficiency is influenced by further factors such as heat loss in the distribution system and the dimensioning of the products in relation to building size and characteristics.




ENERG


енергия · ενεργεια


Y
IJA


IE
IA


DHWS200S-2.7H2E
RWH-6.0VNFWE
RAS-6WHVNPE




















58 dB



64 dB



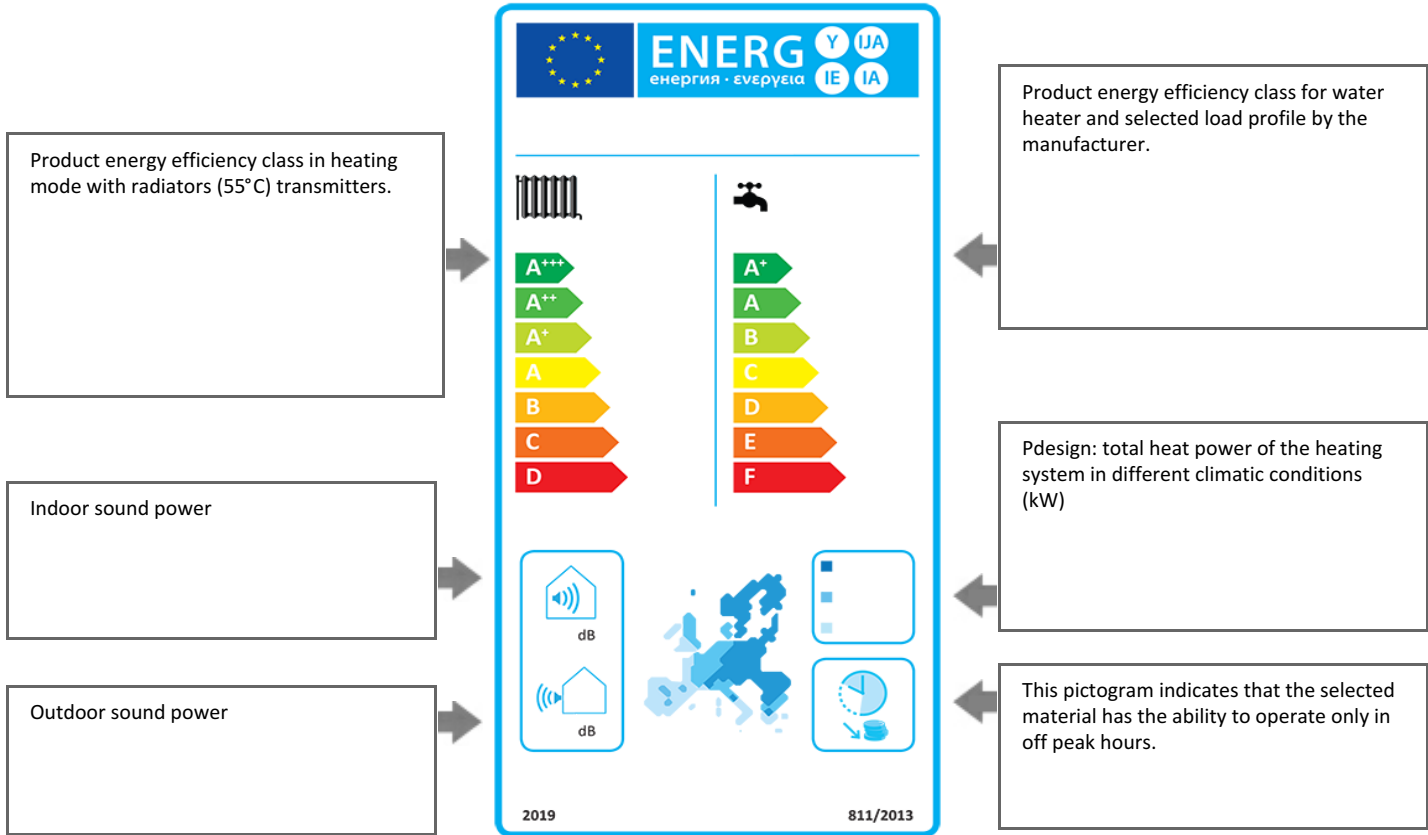
- 18 kW
- 16 kW
- 16 kW



2019

811/2013

This label is edited by Hitachi's "ErP Active Tool", Ecodesign implementation, in accordance with Annex II and III of European Regulation (EU) No 811/2013 of 18 February 2013.



European regulatory climate	Warm	Average	Cold
Outdoor temperature (T _{design} -C°)	+2°C	-10°C	-22°C

The regulation 811/2013 requires the use of the 2015 label until 25/09/2019; For HITACHI most efficient products, showing an energy efficiency class higher than the maximum class displayed on the allowed label, please refer to the document named "Fiche".